



China Singyes Solar Technologies Holdings Limited

750

(1)

(2)

(3)

(4)

(5)


20

199
15 18

48

183

22



.....	1
.....	2
.....	5
—	10
—	13
.....	15



199

20

15 18



20%

10%

571

0.01

50,000,000

%



China Singyes Solar Technologies Holdings Limited

750

Clarendon House
2 Church Street
Hamilton HM 11
Bermuda

168-200

31 3108

(1)

(2)

(3)

(4)

(5)



693,931,996

20%


1,387,864

138,786,399

87

3.13

0.09



(i)


(ii)

183

22

678,024,000

50,000,000



(1)

(2)

46(2)

(3)

199

20


15 18

48

183

22

13.39(4)



(1)

(4)

(2)

(5)


(3)

(6)



7.07	5.47
8.87	6.63
8.80	6.80
9.60	7.36
8.16	6.99
8.75	7.35
8.89	7.80
9.48	8.20
8.98	7.38

9.49	7.73
9.43	8.31
13.36	9.22
13.16	10.74



26

5%

	35.50%	39.45%
Strong Eagle Holdings Ltd.	35.30%	39.23%
	5.06%	5.62%

Strong Eagle Holdings Ltd.

26

25% 26

48

16

Strong Eagle Holdings Ltd.

	(a)	(b)	
		(c)	Strong Eagle Holdings Ltd. 5,500
HoldingsLtd.	Strong Eagle Holdings Ltd.		11% Strong Eagle
571	XV	(d)	

1,500,000 (e)
13.51(2)(h) (v)

64



(a)

(b)

(c)

135,600 (d)

13.51(2)(h) (v)

61

34

(a)

(b)

(c)

226,000 (d)

13.51(2)(h) (v)



China Singyes Solar Technologies Holdings Limited

750

199

20

1.

2.

0.09

3. (i)

(ii)

(iii)

4.

5.

6 7 8

6.

(a)

(c)

0.01

(b) (a)

(c) (a) 10%

(d)

(i)

(ii)

(iii)

7.

(a) (c)



20%

(d)

6

8.

6 7

7

6

10%

9.

46(2)

(a)

50,000,000

(b)

1.

2.

3.

(48)

(24)

183

22

4.

3

5.

13.39(4)

6.

7.

183

22

8.

6